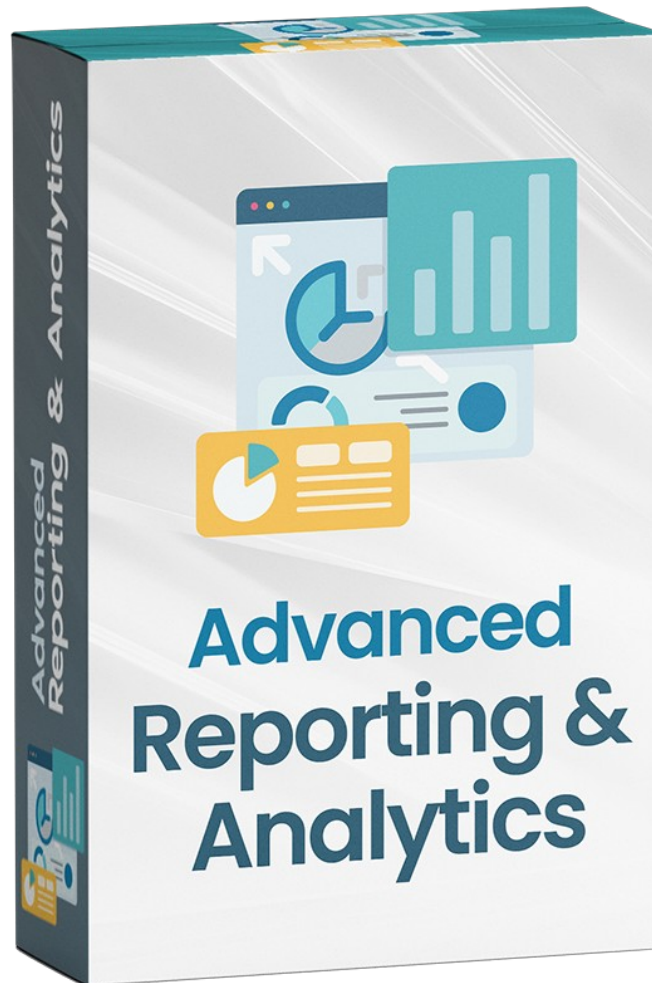


Advanced Reporting & Analytics

USER GUIDE



WHATS THIS INSIDE?

Sr. No	Particular	Page No.
1	Notice	3
2	Extension Description	4
3	How does this extension work?	5
4	Installation Steps	5
5	How to use	7
6	Getting help with Magento	14

NOTICE

ZealousWeb Technologies welcomes you. Thank you for showing interest in our site.

ZealousWeb Technologies reserves the right to make modifications, improvements, enhancements, and other alterations to its products & services at any time. In addition to this, it can also discontinue the use of any product or service without prior notification.

ZealousWeb's standard warranty policy warrants the performance of its merchandise in compliance with the specifications applicable at the time of sale. We utilize the testing and other quality control techniques to the extent that ZealousWeb deems necessary to support this warranty. Unless administered by governmental demands, testing of all the parameters of each product will not be necessarily done.

On the contrary, in the absence of a written agreement, ZealousWeb is not liable for the customer's product design or application assistance. For the purchased products and applications, customers are held responsible for using ZealousWeb plugins.

ZealousWeb does not give warranty or guarantee that any license, either conveyed or implied, is granted under ZealousWeb mask work right, patent right, copyright, or other intellectual property rights related to any combination, machine, or process in which ZealousWeb products or services are used.

Information published by our company regarding the third-party products or services does not mean that ZealousWeb provides a license to use such products or services. Brand products and service names are registered trademarks of their respective owners or buyers.

EXTENSION DESCRIPTION

Advanced Reporting Extension from Zealousweb helps store owners to provide 25+ new reports to the native Magento 2 functionality, Which help admin analyze sales, customer and product data effortlessly. This extension provide three attractive dashboard, i.e. sales, customer and product. Each section has its related reports and takes your store analytics to the next level.

Apart from that, this extension allows you to create your custom reports as many as you want based on Magento conditions. Also, this extension will enable you to schedule the email notifications for any built-in reports or custom reports. Admin can choose the notification timing and period of data.

Features

- Track all your sales, customer and product data.
- Enable/Disable extension from the backend
- Informative sales, customer and product dashboards.
- 25+ ready to use reports.
- Admin can manage custom rule-based reports.
- Admin can schedule email notification for any report.
- Support analysis for multiple websites.
- Sales comparison for different date ranges.
- Display data based on a specific period (Day, Month, Year).

HOW DOES THIS EXTENSION WORK?

To use this extension, The admin has to enable the extension from the store configuration. Once the admin enables the extension, the admin can see Three Informative dashboards which is Sales Dashboard, Customer Dashboard and Product Dashboard with data and graphs reports. Admin can set notification email sender name and email address. Admin can create N number of custom reports based on Magento condition serialized.

INSTALLATION STEPS

Step1: Check Permission

Make sure the "app" has sufficient write permission to write the files.

Step2: Upload Files

Unzip and upload all content of the extension folder to the root folder of your Magento website using FTP client. On the request whether existing files (folders) should be replaced – select Yes.

Step3: Enable Extension using SSH

If you have SSH access of you web server then you can setup extension using commands too. Please find commands below:

For windows server:

```
php bin/magento setup:upgrade  
php bin/magento setup:static-content:deploy
```

For linux server:

```
bin/magento setup:upgrade  
bin/magento setup:static-content:deploy
```

Step5: Refresh Cache

You can refresh cache from **System > Cache Management** from admin section. If you have SSH access of web server then you can refresh magento cache by following command:

For windows server:

```
php bin/magento cache:clean
```

For linux server:

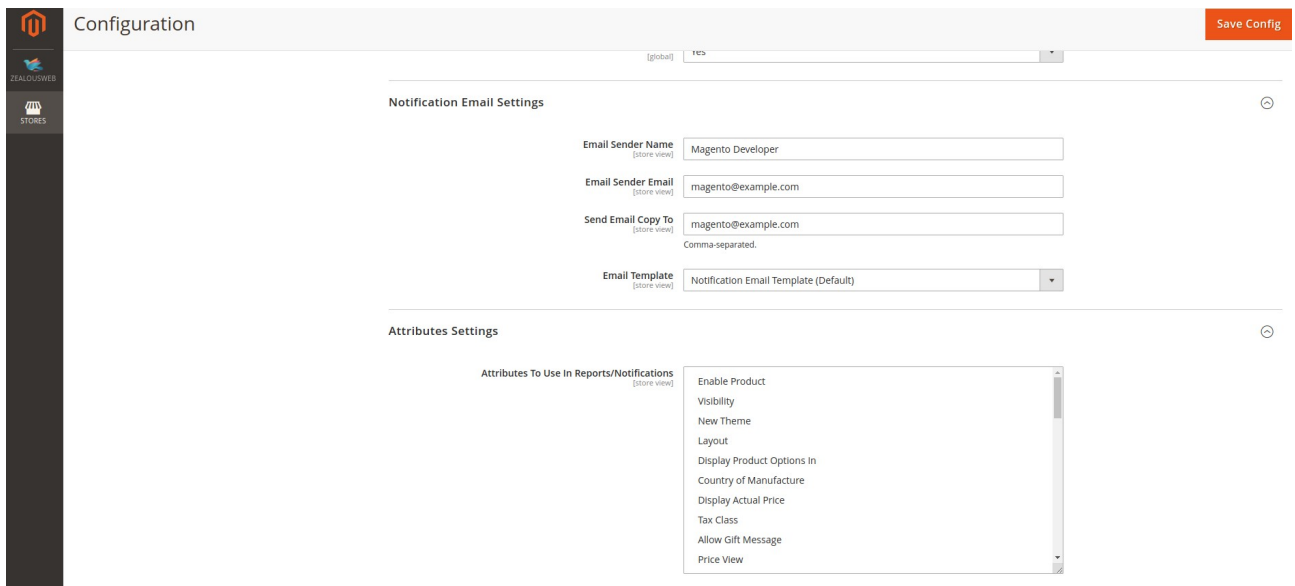
```
bin/magento cache:clean
```

In case you face any problems while installing, feel free to Contact Us at magento@zealousweb.com

HOW TO USE

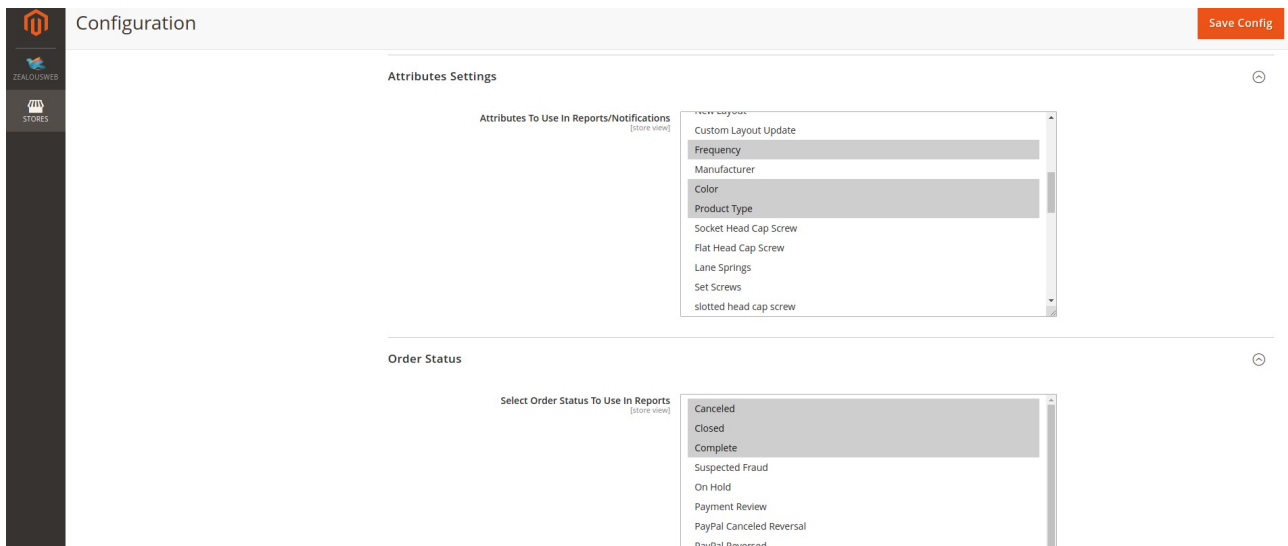
To use this extension, First you need to enable extension from the configuration. You can enabled extension from Stores → Configuration → Zealousweb Extension → Advanced Reporting & Analytics → Notification Email Settings Configuration. After enabled extension add Email Sender Name and Email Sender Email also you can adding Send Email Copy To which is you can multiple email address with comma-separated and you can choose the Email Template which is you want to send email notification.

After admin can choose the Attributes to use in Reports/Notifications in Attributes Settings section.

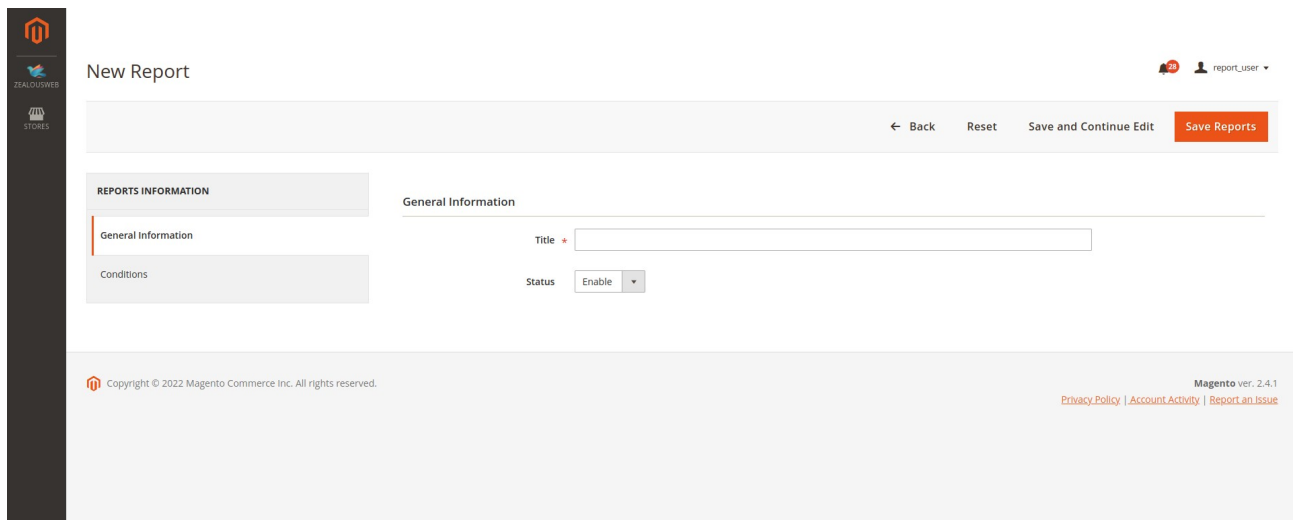


The screenshot displays the 'Configuration' page in a Magento admin interface. The page is titled 'Configuration' and has a 'Save Config' button in the top right corner. A dropdown menu at the top shows '[global]' selected and 'yes' in a smaller dropdown. The main content area is divided into two sections: 'Notification Email Settings' and 'Attributes Settings'. The 'Notification Email Settings' section includes four input fields: 'Email Sender Name' (with a 'store view' link) containing 'Magento Developer', 'Email Sender Email' (with a 'store view' link) containing 'magento@example.com', 'Send Email Copy To' (with a 'store view' link) containing 'magento@example.com' and a note 'Comma-separated.', and 'Email Template' (with a 'store view' link) set to 'Notification Email Template (Default)'. The 'Attributes Settings' section includes a list box for 'Attributes To Use In Reports/Notifications' (with a 'store view' link) containing the following items: Enable Product, Visibility, New Theme, Layout, Display Product Options In, Country of Manufacture, Display Actual Price, Tax Class, Allow Gift Message, and Price View.

Admin can also Select Order Status To Use In Reports in Order status section :



Admin can create custom report by using Create New Report From Zealousweb Menu → Custom Report → Create New Report



Add custom report title and choose enable/disable option. New tab of the Conditions which is admin can add conditions for custom report.

New Report

← Back Reset Save and Continue Edit Save Reports

REPORTS INFORMATION

General Information

Conditions

Apply the rule only if the following conditions are met (leave blank for all products).

If ALL of these conditions are TRUE :

Copyright © 2022 Magento Commerce Inc. All rights reserved. Magento ver. 2.4.1
[Privacy Policy](#) | [Account Activity](#) | [Report an Issue](#)

Admin can create N number of email notifications for any reports. Admin can Enable/Disable each notification and specify one report per email notification. Admin can create notification for custom created report also. And admin can define notification email frequency by using cron syntax or by defined timing.

Add New Notifications

← Back Delete Save Notification

Notification Details

Enable Yes

Notification Name *

Choose Report * Revenue Overview

Store View * All Store Views

Report Time Interval (Last) * 10 Day(s)

Display Period (If Applicable) * Day

Email Receiver *

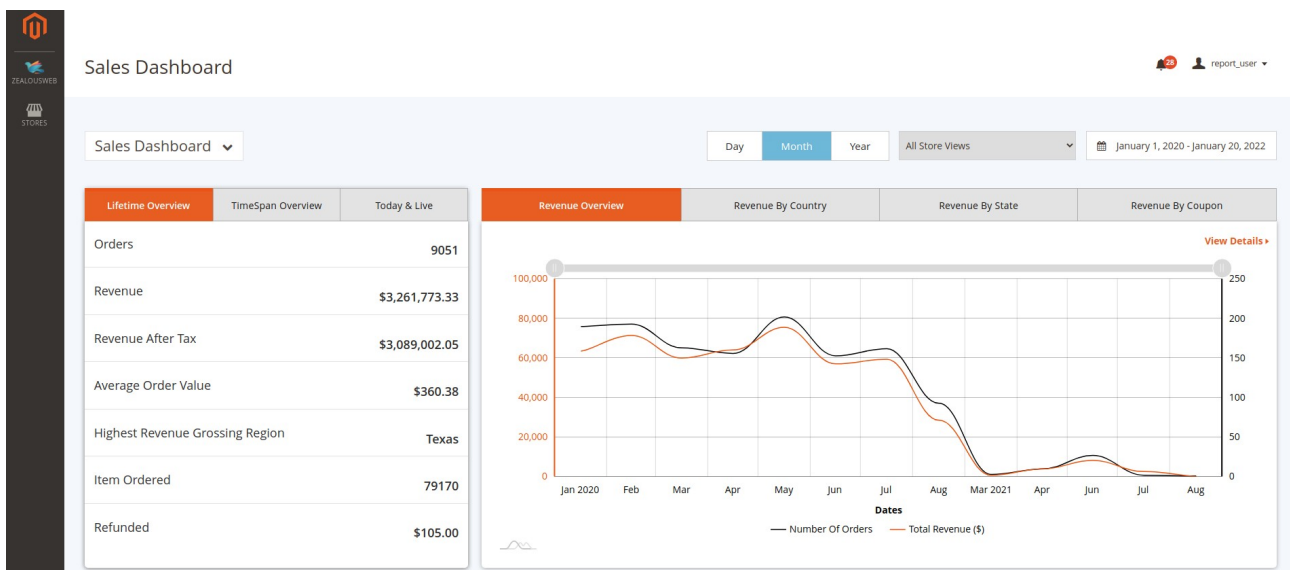
Comma-separated.

Frequency * Custom

Admin can see Three Informative built in dashboards :

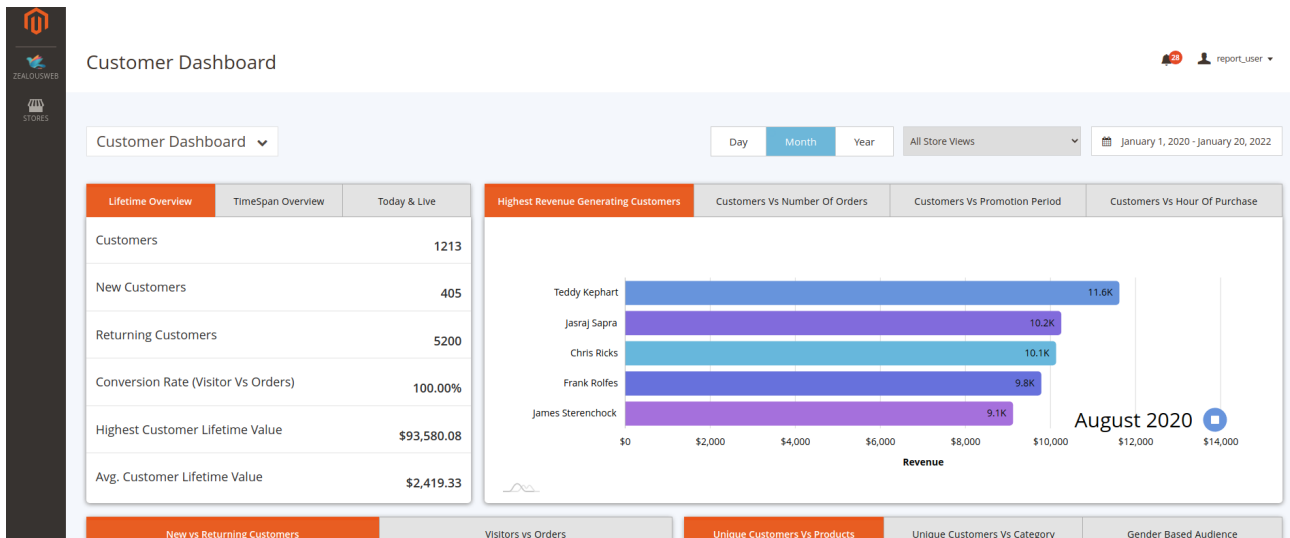
1. Sales Dashboard

- Will have the sales statistics of lifetime overview, Timespan overview and Today's report
 - ◆ Lifetime overview - Will display all the data from the start
 - ◆ Timespan overview - Will display the data between selected data range
 - ◆ Today - will display the the data for the current day
- Will display revenue overview, revenue by country, sales and coupon
- Show average revenue by customer and order
- Sales dashboard also have graph for revenue by discount or non-discounted items
- Sales dashboard also have graph for revenue by discount or non-discounted items
- Display revenue based on gender
- Availability to select price range and generate revenue reports.



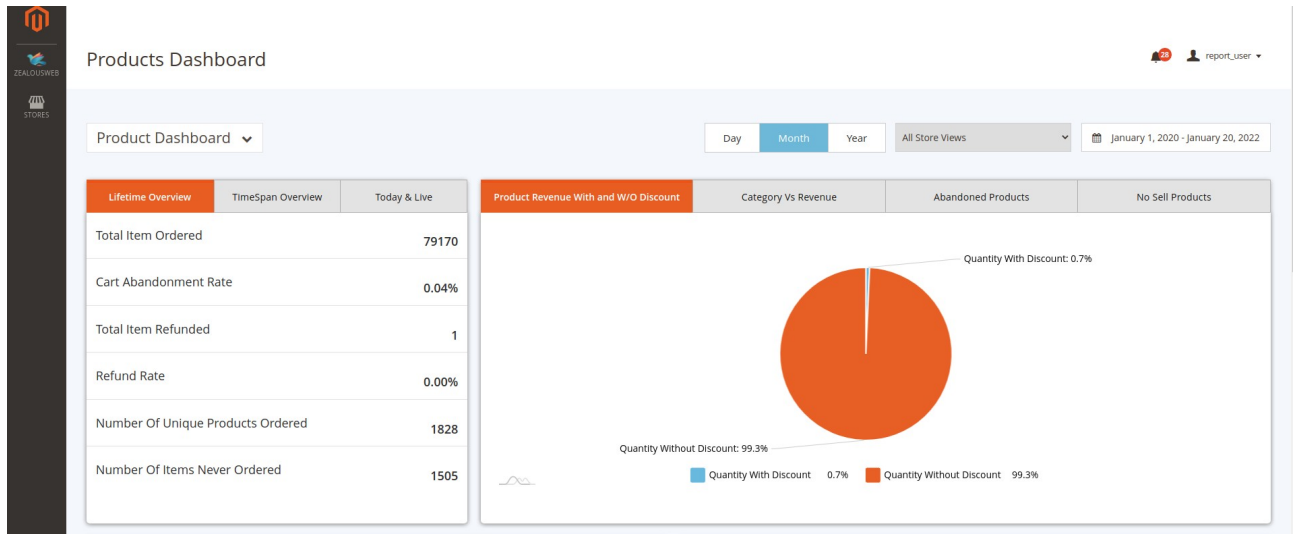
2. Customer Dashboard

- Will have the customer statistics of lifetime overview, Timespan overview and Today's report
 - ◆ Lifetime overview - Will display all the data from the start
 - ◆ Timespan overview - Will display the data between selected data range
 - ◆ Today - will display the the data for the current day
- Will display top five highest revenue generator in graphical view
- Displays graph of customer vs orders, vs promotion period and vs number of hour purchase.
- Will have the total new and returning, total visitor vs order chart within the selected range.
- You can also analyze the number of customers based on products, category.
- Also have the graph for gender based audience.

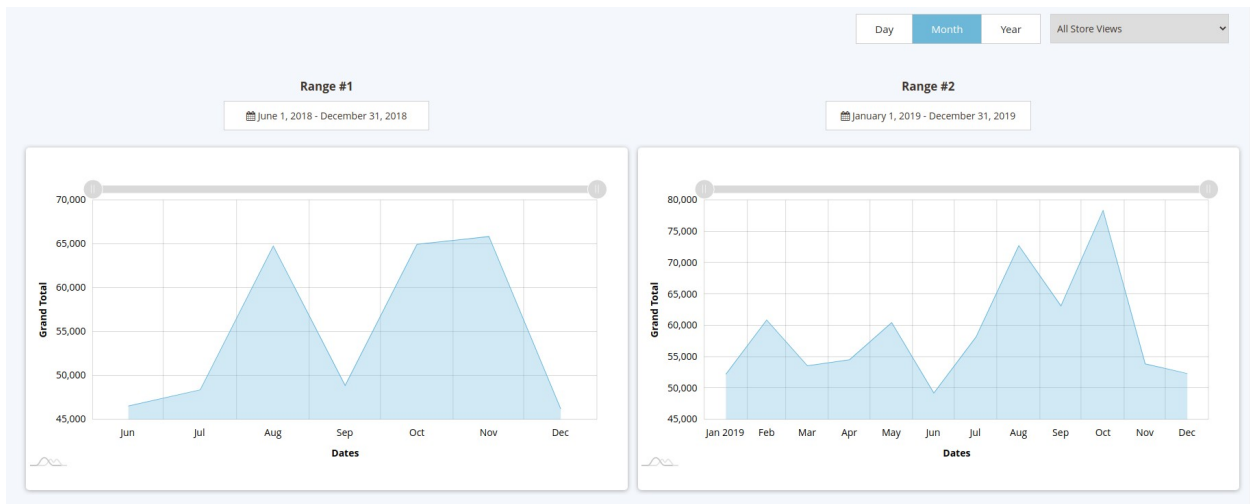


3. Product Dashboard

- Will have the product statistics of lifetime overview, Timespan overview and Today's report
 - ◆ Lifetime overview - Will display all the data from the start
 - ◆ Timespan overview - Will display the data between selected data range
 - ◆ Today - will display the the data for the current day
- Analyze product sell qty with and without discount
- Display revenue based on categories
- Identify which products are added in the cart but not purchased yet.
- You can Identify not sell product for specific period and promote them
- Have the report of products vs revenue, vs orders, vs refunds
- Have top ten best seller products by qty and revenue.



Admin can compare two date ranges day wise, month-wise or year wise. You can also check the comparison based on a specific website.



GETTING HELP WITH MAGENTO

ZealousWeb Technologies offers its customers 3 months of free support. We also offer custom Magento extension development and Magento theme design services to fulfil your e-commerce objectives. Not only this, our Magento experts provide profound and customer oriented development of your project within short timeframes.

Thank you again for choosing an Extension developed by ZealousWeb! If you are facing issues while using this extension, please feel free to contact us at magento@zealousweb.com.

